

ASSEMBLY

- 1** Download and print (or trace from the screen), the team logos of the SuperZings. You will need 6 copies of each logo.
- 2** Download and print (or trace from the screen), the 2 dice and mount them.
- 3** Place the team logos on the floor, forming 4 rows, 6 logos each equal.

TO PLAY!

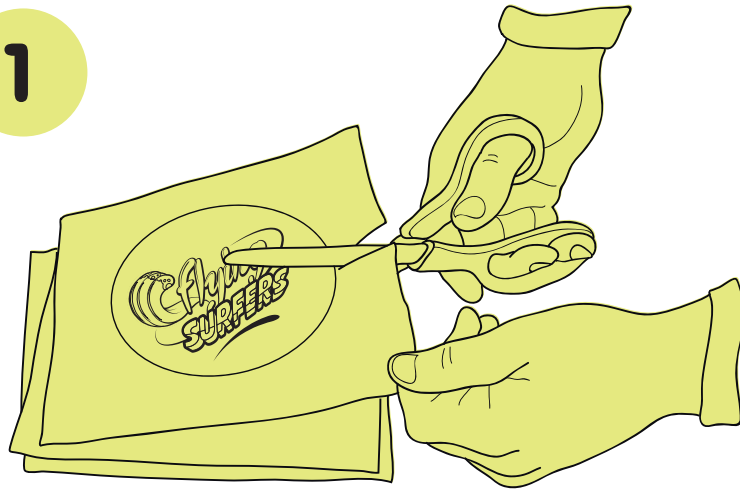
- 1.** Throw the 2 dice. In each roll you will get: the logo of a team and a part of the body (hand or foot) to place on the logo.
- 2.** Place the part of the body that indicates you in the logo that has come out in order to continue playing.
- 3.** The next player does the same.
- 4.** When the first player is reached again, he rolls the dice again and has to replace the part of the body indicated by the logo that has appeared on the dice. If it is not the same hand or the same foot, you must leave it where it is and place what the dice indicates on that turn. And so on.
- 5.** Whoever falls loses!

DICES

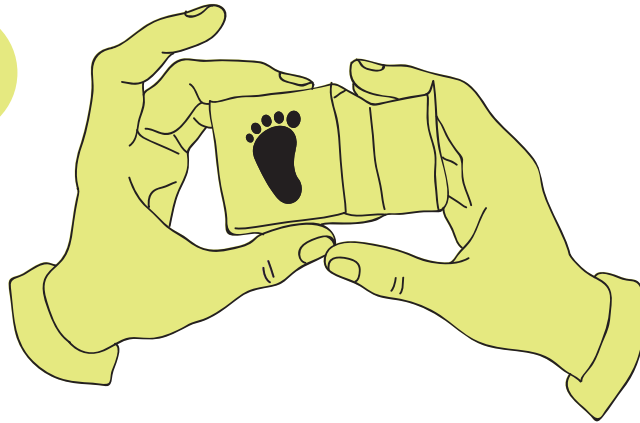
(dice icon): Roll again!

(? icon): You choose which hand or foot to move.

1




2




3



X6



X6



X6

